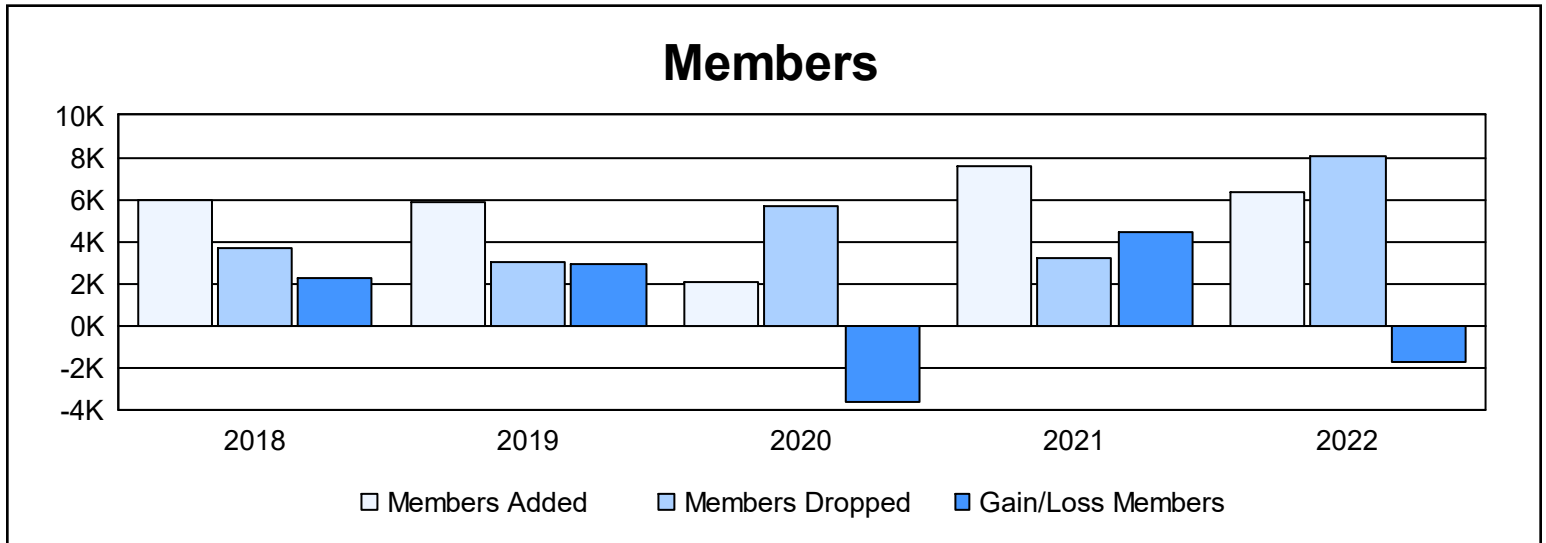
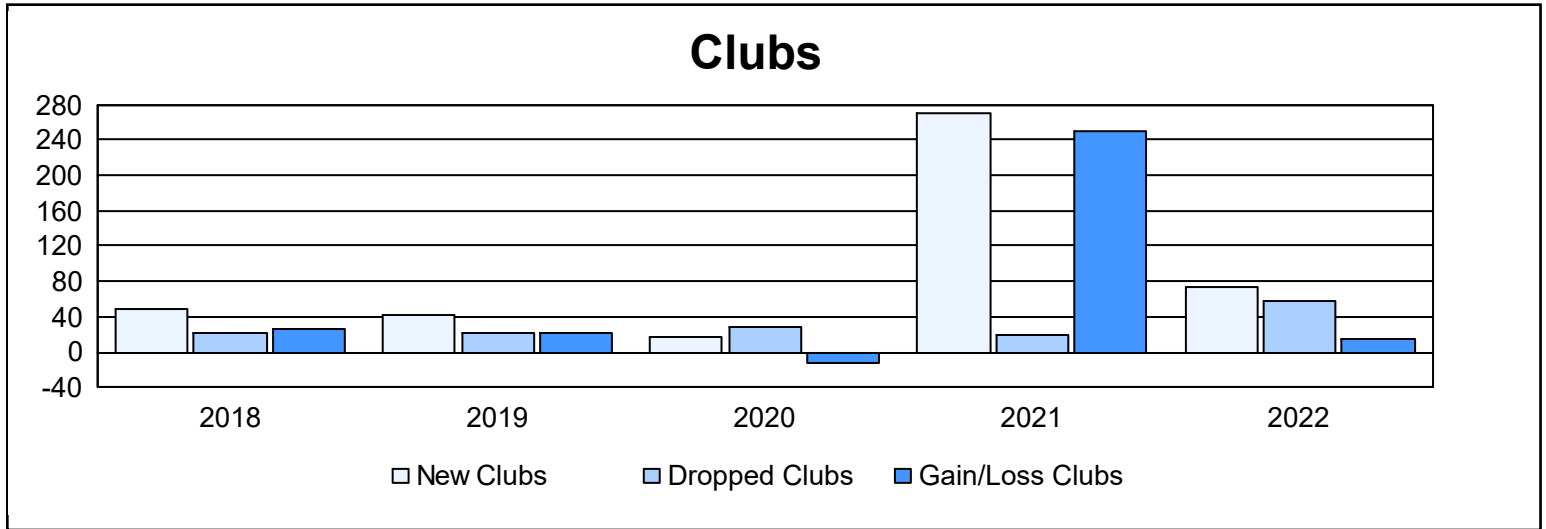
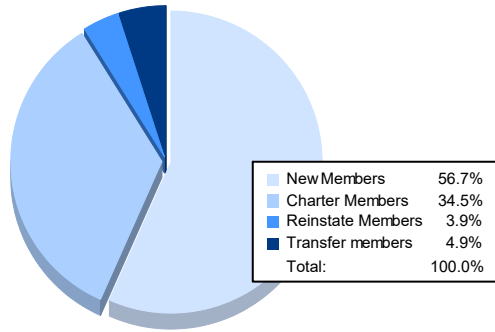


| Year | New Clubs | Dropped Clubs | Gain/ Loss Clubs | New Members | Charter Members | Reinstate Members | Transfer Members | Total Member Added | Total Members Dropped | Gain/ Loss Members |
|----------------|-----------|---------------|------------------|--------------|-----------------|-------------------|------------------|--------------------|-----------------------|--------------------|
| 2017-2018 | 48 | 22 | 26 | 4,278 | 1,504 | 178 | 36 | 5,996 | 3,711 | 2,285 |
| 2018-2019 | 43 | 21 | 22 | 4,208 | 1,460 | 206 | 34 | 5,908 | 3,035 | 2,873 |
| 2019-2020 | 16 | 28 | -12 | 862 | 460 | 681 | 47 | 2,050 | 5,709 | -3,659 |
| 2020-2021 | 271 | 20 | 251 | 2,274 | 5,199 | 89 | 27 | 7,589 | 3,175 | 4,414 |
| 2021-2022 | 73 | 58 | 15 | 3,584 | 2,183 | 249 | 309 | 6,325 | 8,078 | -1,753 |
| Average | 90 | 30 | 60 | 3,041 | 2,161 | 281 | 91 | 5,574 | 4,742 | 832 |



Membership Composition June 2022 Cumulative



Gender Composition June 2022 Cumulative

